

# BELLA + CANVAS®





BELLA+CANVAS IS COMMITTED TO USING  
**100% AIRLUME COMBED AND RING-SPUN COTTON**



**CLEAN COTTON**

We remove 2.5x more impurities than standard ring-spun cotton through our extensive combing process.



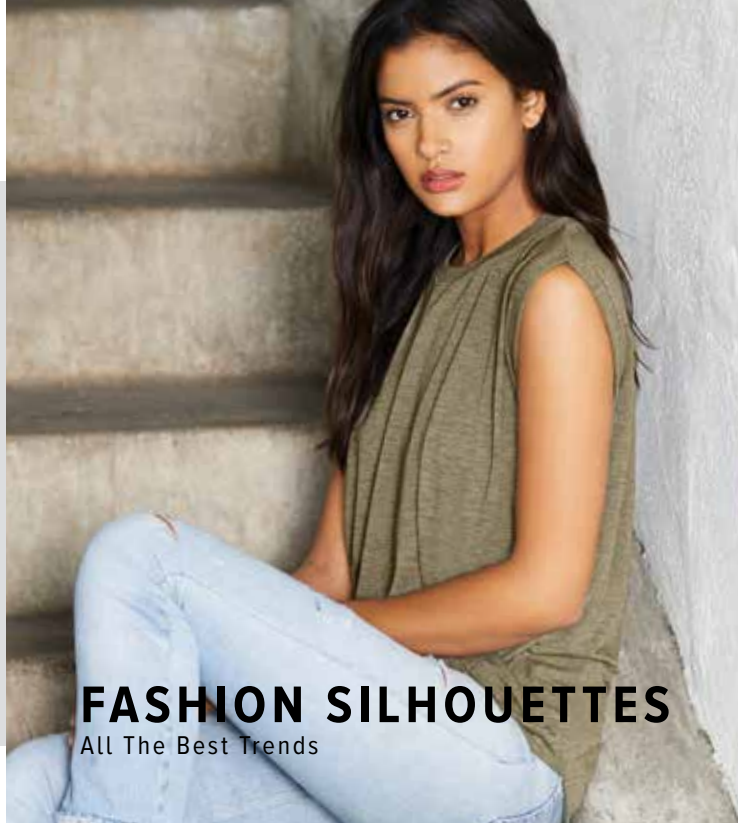
**LONG STAPLE COTTON**

We only use long cotton staples, which means there are less stray fibers when the yarn is spun, resulting in a smoother print surface.



**ECO-DYED**

Our fabric is dyed in L.A. using the most eco-friendly dyes and 7x less water than the average garment manufacturer.



**FASHION SILHOUETTES**  
All The Best Trends



**PRISM**  
Heather Reinvented

# BE DIFFERENT



## BEING DIFFERENT IS WHAT WE STAND FOR. THIS IS WHAT WE ARE KNOWN FOR.



**BLACK HEATHER**

**USA**  
**STRONG**  
PRODUCTION



**NEVER TUBULAR**  
Side-Seamed for the Best Fit

**BELLA+CANVAS.**  
x  
**You Tube**

New Video Every Week  
[youtube.com/bellacanvasofficial](https://youtube.com/bellacanvasofficial)



## TABLE OF CONTENTS

AIRLUME JERSEY	8
FLOWY	30
TRIBLEND	40
FASHION FLEECE	50



@BELLACANVAS  
#BELLACANVAS



YOUTUBE.COM/  
BELLACANVASOFFICIAL



FACEBOOK.COM/  
BELLACLOTHING

NEW VIDEOS EVERY WEEK!

# BE DIFFERENT

AIRLUME JERSEY | NO SWEATSHOPS | WRAP CERTIFIED | RETAIL QUALITY



ASI: 84863  
UPIC: SNMR

**BC3001**  
HEATHER STORM &  
HEATHER MAUVE



# AIRLUME JERSEY COLLECTION



**USA**  
**STRONG**



# THE AIRLUME JERSEY TEE

95 COLORS IN SOLIDS, HEATHER CVC & HEATHER PRISM



**BC3001**  
HEATHER  
PRISM  
DUSTY BLUE  
& HEATHER  
PRISM LILAC



**BC3001**  
OXBLOOD  
BLACK



**BC3001**  
HEATHER  
MILITARY  
GREEN

**BC3001**  
UNISEX JERSEY SHORT SLEEVE TEE  
XS-4XL (MODELS: MALE:M FEMALE: XS)

**SOLID COLORS**

BLACK	WHITE	VINTAGE BLACK	DARK GREY
ASPHALT	STORM	SILVER	NAVY
STEEL BLUE	TRUE ROYAL	OCEAN BLUE	BABY BLUE
LIGHT BLUE	TURQUOISE	AQUA	DEEP TEAL
TEAL	MINT	LEAF	KELLY
EVERGREEN	FOREST	OLIVE	MILITARY GREEN
ARMY	BROWN	PEBBLE BROWN	TAN
SOFT CREAM	NATURAL	SOFT PINK	PINK
CHARITY PINK	BERRY	MAUVE	MAROON
OXBLOOD BLACK	TEAM PURPLE	CARDINAL	CANVAS RED
RED	RUST	BURNT ORANGE	ORANGE
CORAL	SUNSET	GOLD	MAIZE YELLOW
YELLOW			

**HEATHER CVC COLORS**

SOLID BLACK BLEND	BLACK HEATHER	SOLID WHITE BLEND	ASH
ATHLETIC HEATHER	DARK GREY HEATHER	DEEP HEATHER	HEATHER STORM
HEATHER MIDNIGHT NAVY	HEATHER NAVY	HEATHER TRUE ROYAL	HEATHER COLUMBIA BLUE
HEATHER BLUE	HEATHER DEEP TEAL	HEATHER SLATE	HEATHER AQUA
HEATHER ICE BLUE	HEATHER DUSTY BLUE	HEATHER MINT	HEATHER SEA GREEN
HEATHER KELLY	HEATHER GREEN	HEATHER GRASS GREEN	HEATHER FOREST
HEATHER MILITARY GREEN	HEATHER OLIVE	HEATHER STONE	HEATHER TAN
HEATHER BROWN	HEATHER MAROON	HEATHER CARDINAL	HEATHER CLAY
HEATHER MAUVE	HEATHER SUNSET	HEATHER PEACH	HEATHER ORANGE
HEATHER YELLOW GOLD	HEATHER RED	HEATHER RASPBERRY	HEATHER TEAM PURPLE

**PRISM COLORS**

HEATHER PRISM ICE BLUE	HEATHER PRISM DUSTY BLUE	HEATHER PRISM MINT
HEATHER PRISM LILAC	HEATHER PRISM PEACH	HEATHER PRISM SUNSET




**BC6400**  
BLACK

# RELAXED FIT

FIT TO FLATTER

**BC6400**  
WOMEN'S RELAXED  
JERSEY SHORT  
SLEEVE TEE  
S-2XL (MODEL: S)

**SOLID COLORS**



BLACK



WHITE

**HEATHER CVC COLORS**



DARK GREY HEATHER

**TRIBLEND COLORS**



GREY TRIBLEND



**BC6004**  
BLACK

# SLIM FIT

COOL SHADES IN THIS FAVE

**BC6004**  
WOMEN'S THE FAVORITE TEE  
S-2XL (MODEL: S)

**SOLID COLORS**




BLACK



WHITE



ASPHALT




SILVER



NAVY



TRUE ROYAL



BABY BLUE



KELLY



OLIVE



MAROON



RED




BERRY



TEAM PURPLE



PINK



SOFT CREAM

**HEATHER CVC COLORS**



BLACK HEATHER



DARK GREY HEATHER



DEEP HEATHER



ATHLETIC HEATHER

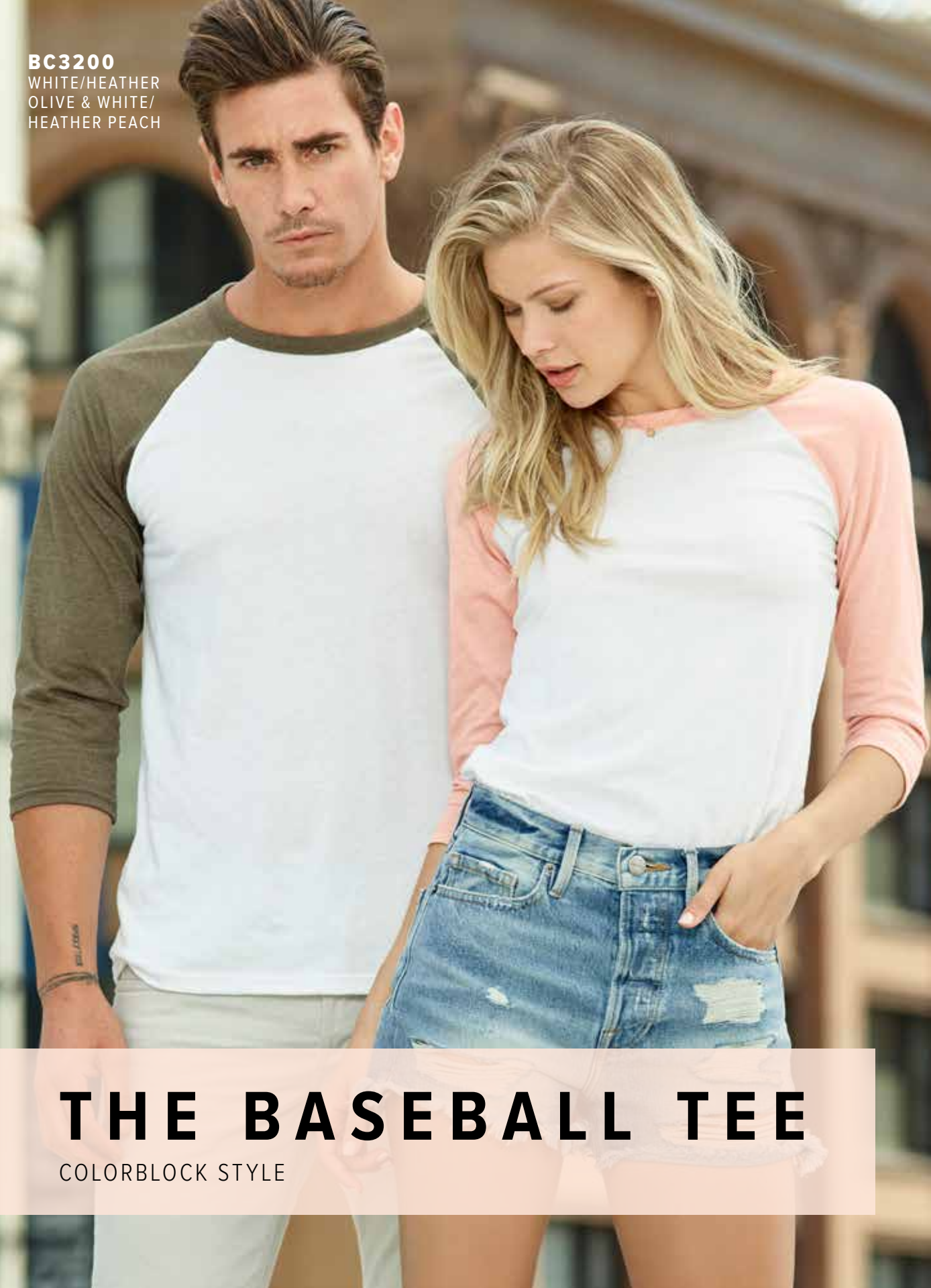


HEATHER NAVY



HEATHER RED

**BC3200**  
 WHITE/HEATHER  
 OLIVE & WHITE/  
 HEATHER PEACH



# THE BASEBALL TEE


COLORBLOCK STYLE

**BC3200**  
 WHITE FLECK/  
 CHARCOAL BLACK  
 TRIBLEND

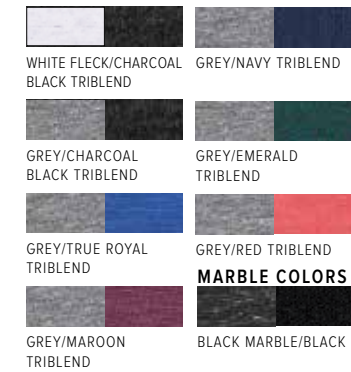


**BC3200**  
 UNISEX 3/4-SLEEVE BASEBALL TEE  
 XS-2XL (MODELS: MALE: M, FEMALE: XS)

**SOLID COLORS**



**TRIBLEND COLORS**



**MARBLE COLORS**



# JERSEY TANKS

YOUR FAVORITE SILHOUTTES, NOW AT JERSEY PRICES

**BC6008**  
DARK GREY  
HEATHER



**BC6008**  
WOMEN'S JERSEY RACERBACK TANK  
S-2XL (MODEL: S)

**SOLID COLORS**



BLACK

WHITE


NAVY

TRUE ROYAL

TEAL

RED

**HEATHER CVC COLORS**



DARK GREY HEATHER

ATHLETIC HEATHER

**BC6003**  
HEATHER PEACH



**BC6003**  
WOMEN'S JERSEY MUSCLE TANK  
S-2XL (MODEL: S)

**SOLID COLORS**



BLACK

WHITE

NAVY

MILITARY GREEN

MAUVE

**HEATHER CVC COLORS**



ATHLETIC HEATHER

DARK GREY HEATHER

HEATHER PEACH



**BC3480**  
NAVY



**BC3480**  
UNISEX JERSEY TANK  
XS-2XL (MODEL: M)

**SOLID COLORS**



BLACK WHITE



NAVY RED

**HEATHER CVC COLORS**



BLACK HEATHER DARK GREY HEATHER




ATHLETIC HEATHER

**TRIBLEND COLORS**



CHARCOAL BLACK TRIBLEND WHITE FLECK TRIBLEND



GREY TRIBLEND AQUA TRIBLEND

**NEON COLORS**



NEON BLUE

**BC3483**  
DARK GREY  
HEATHER



**BC3483**  
UNISEX JERSEY MUSCLE TANK  
S-2XL (MODEL: MALE: M)

**SOLID COLORS**



BLACK WHITE

**HEATHER CVC COLORS**



DARK GREY HEATHER



**BC3006**  
HEATHER  
OLIVE



**BC3006**  
MEN'S LONG URBAN TEE  
S-3XL (MODEL: M)

**SOLID COLORS**



BLACK WHITE

**HEATHER CVC COLORS**



DARK GREY HEATHER HEATHER STONE



HEATHER OLIVE



**BC3650**  
WHITE  
MARBLE



**BC3650**  
UNISEX POLY-COTTON SHORT SLEEVE TEE  
XS-2XL  
(MODEL: MALE: M)

**SOLID COLORS**



BLACK WHITE

**VINTAGE SLUB COLORS**



WHITE SLUB ASPHALT SLUB

**MARBLE COLORS**



WHITE MARBLE

**BC3650**  
ASPHALT  
SLUB



**BC3650**  
BLACK



**BC6405**  
GREY TRIBLEND



**BC6405**  
WOMEN'S RELAXED JERSEY SHORT SLEEVE V-NECK TEE  
S-2XL (MODEL: S)




**BC3005**  
STONE MARBLE &  
FOREST MARBLE




**BC3005**  
UNISEX JERSEY SHORT SLEEVE V-NECK TEE  
XS-3XL\* (MODELS: MALE: M, FEMALE: XS)  
\*Vintage Slub and Marble colors offered in sizes XS-2XL.

**SOLID COLORS**



**MARBLE COLORS**



**HEATHER CVC COLORS**



**VINTAGE SLUB COLORS**



**BC6682**  
HEATHER  
MAUVE



**BC6682**  
WOMEN'S RACERBACK CROPPED TANK  
S-2XL (MODEL: S)

HEATHER CVC COLORS



**BC6682**  
BLACK



**BC6682**  
HEATHER DEEP TEAL



**BC3501**  
HEATHER SLATE &  
BLACK HEATHER




**3501**  
UNISEX JERSEY LONG SLEEVE TEE  
XS-2XL (MODELS: MALE: M, FEMALE: XS)

**SOLID COLORS**



**HEATHER CVC COLORS**



**TRIBLEND COLORS**

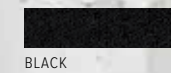


**BC3512**  
BLACK



**BC3512**  
UNISEX JERSEY LONG  
SLEEVE HOODIE  
XS-2XL (MODEL: M)

**SOLID COLORS**



**HEATHER CVC COLORS**




**BC3001Y**  
ASPHALT




**BC3001Y**  
YOUTH JERSEY  
SHORT SLEEVE TEE  
S-XL (MODEL: S)

**SOLID COLORS**



BLACK WHITE



ASPHALT NAVY




TRUE ROYAL TEAM PURPLE



RED


**HEATHER CVC COLORS**



BLACK HEATHER DARK GREY HEATHER



DEEP HEATHER ATHLETIC HEATHER



HEATHER NAVY HEATHER FOREST



# MADE IN THE USA TEE

MILLIONS OF TEES MADE IN LOS ANGELES



**BC3001U**  
WHITE & NAVY

**BC3001U**  
UNISEX MADE IN THE USA JERSEY SHORT SLEEVE TEE  
XS-3XL (MODELS: MALE: M, FEMALE: XS)

**SOLID COLORS**



BLACK WHITE ASPHALT



NAVY TRUE ROYAL RED

**HEATHER CVC COLORS**



DARK GREY HEATHER DEEP HEATHER ATHLETIC HEATHER

BC8803  
SUNSET

# FLOWY COLLECTION



**USA**  
**STRONG**





**BC8804**  
PEACH



**BC8804**  
WOMEN'S FLOWY MUSCLE TEE WITH ROLLED CUFFS  
S-2XL (MODEL: S)

SOLID COLORS



BLACK

WHITE

PEACH

MAUVE

HEATHER COLORS



DARK GREY HEATHER

HEATHER DEEP TEAL

HEATHER OLIVE

**BC8809**  
WHITE



**BC8809**  
WOMEN'S FLOWY HIGH-NECK TANK  
S-2XL (MODEL: S)

SOLID COLORS



BLACK

WHITE

MAUVE

**BC8803**  
STORM



**BC8803**  
FOREST  
MARBLE



**BC8803**  
HEATHER  
DUST



**BC8803**  
PEACH  
SLUB




**BC8803**  
WOMEN'S FLOWY SCOOP MUSCLE TANK  
S-2XL (MODEL: S)

**SOLID COLORS**



**HEATHER COLORS**



**VINTAGE SLUB COLORS**



**MARBLE COLORS**



**BC8800**  
HEATHER  
DEEP TEAL



**BC8800**  
MILITARY  
GREEN



**BC8800**  
PEACH  
SLUB



**BC8800**  
MAUVE  
MARBLE



**BC8800**  
WOMEN'S FLOWY RACERBACK TANK  
XS-2XL (MODEL: XS)


**SOLID COLORS**



**HEATHER COLORS**



**MARBLE COLORS**



**VINTAGE SLUB COLORS**



**NEON COLORS**



**BC8802**  
PEACH




**BC8802**  
WOMEN'S FLOWY SIDE-SLIT TANK  
S-2XL (MODEL: S)



**BC8838**  
MAUVE



**BC8838**  
WOMEN'S SLOUCHY TANK  
S-2XL (MODEL: S)




# SLOUCHY STYLES

**BC8816**  
BLUE  
TRIBLEND



**BC8816**  
WOMEN'S SLOUCHY TEE  
S-2XL (MODEL: S)



**BC3413**  
STORM TRIBLEND

# TRIBLEND COLLECTION



**USA**  
**STRONG**



**BC3413**  
 UNISEX TRIBLEND  
 SHORT SLEEVE TEE  
 XS-4XL\*  
 (MODELS: MALE: M, FEMALE: XS)

SUNSET TRIBLEND  
 & GREY TRIBLEND



# THE BC3413 TRIBLEND TEE

## TRIBLEND COLORS



## SOLID TRIBLEND COLORS

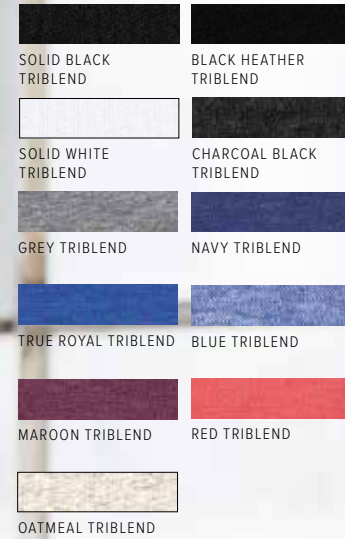


**BC8413**  
BLACK HEATHER  
TRIBLEND



**BC8413**  
WOMEN'S TRIBLEND SHORT  
SLEEVE TEE  
S-2XL (MODEL: S)

**TRIBLEND COLORS**




**BC3415**  
NAVY TRIBLEND



**BC3415**  
UNISEX TRIBLEND SHORT SLEEVE V-NECK TEE  
XS-2XL (MODEL: M)

**TRIBLEND COLORS**



**BC8430**  
ATHLETIC GREY  
TRIBLEND



**BC8430**  
CHARCOAL  
BLACK  
TRIBLEND



**BC8430**  
WOMEN'S TRIBLEND  
RACERBACK TANK  
XS-2XL (MODELS: XS)

**TRIBLEND COLORS**



**BC8430**  
SOLID WHITE  
TRIBLEND



# THE TRIBLEND TANK

RAW EDGES & A RACERBACK MAKE THIS A MUST-HAVE



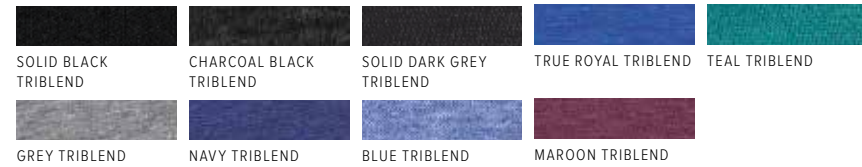


**BC3939**  
 CHARCOAL BLACK  
 TRIBLEND &  
 NAVY TRIBLEND



**BC3939**  
 UNISEX TRIBLEND FULL-ZIP LIGHTWEIGHT HOODIE  
 XS-2XL (MODELS: MALE: M, FEMALE: XS)

**TRIBLEND COLORS**




**BC3413Y**  
 GREY TRIBLEND



**BC3413Y**  
 YOUTH TRIBLEND SHORT SLEEVE TEE  
 S-XL (MODEL: S)

**TRIBLEND COLORS**



**BC3729**  
MILITARY GREEN  
& PEACH



# FASHION FLEECE



**USA**  
**STRONG**



**BC3729**  
STORM & MAUVE



**BC3729**  
UNISEX SPONGE FLEECE PULLOVER DTM HOODIE  
XS-2XL (MODELS: MALE: M, FEMALE: XS)

**SOLID COLORS**



**HEATHER COLORS**




**BC3727**  
HEATHER NAVY &  
ATHLETIC HEATHER



**BC3727**  
UNISEX JOGGER  
SWEATPANTS  
XS-2XL (MODELS:  
MALE: M, FEMALE: XS)

**SOLID COLOR**



BLACK


**HEATHER COLORS**



ATHLETIC HEATHER



DARK GREY HEATHER



HEATHER NAVY






**BC3739**  
STORM  
& PEACH

**BC3739**  
UNISEX SPONGE FLEECE FULL-ZIP HOODIE  
XS-2XL (MODELS: MALE: M, FEMALE: XS)

**SOLID COLORS**



**HEATHER COLORS**



**BC3719**  
PEACH  
& NAVY

**BC3719**  
UNISEX SPONGE FLEECE PULLOVER HOODIE  
XS-2XL (MODELS: MALE: M, FEMALE: XS)

**SOLID COLORS**



**HEATHER COLORS**





**BC3901**  
ATHLETIC  
HEATHER &  
DARK GREY  
HEATHER

**BC3901**  
UNISEX SPONGE FLEECE RAGLAN SWEATSHIRT  
XS-2XL (MODELS: MALE: M, FEMALE: XS)






<b>SOLID COLORS</b>	<b>HEATHER COLORS</b>	<b>TRIBLEND COLORS</b>
 	  	 
BLACK      DARK GREY	ATHLETIC HEATHER      DARK GREY HEATHER      HEATHER NAVY	GREY TRIBLEND      NAVY TRIBLEND





**BC3945**  
MAUVE

**BC3945**  
UNISEX SPONGE  
FLEECE DROP  
SHOULDER SWEATSHIRT  
XS-2XL (MODEL: M)

**SOLID COLORS**

	
BLACK	WHITE
	
MILITARY GREEN	MAUVE
	
NAVY	

**HEATHER COLORS**

	
DARK GREY HEATHER	DEEP HEATHER




**BC7501**  
BLACK



**BC7501**  
WOMEN'S SPONGE FLEECE  
WIDE-NECK SWEATSHIRT  
S-2XL (MODEL: S)

**SOLID COLORS**



**TRIBLEND COLORS**



**MARBLE COLORS**



**COLORBLOCK COLORS**



**BC3909**  
GREY TRIBLEND



**BC3909**  
UNISEX TRIBLEND SPONGE FLEECE FULL-ZIP  
HOODIE XS-2XL (MODEL: M)

**TRIBLEND COLORS**



# SIZE CHART

## MEN'S/UNISEX

		CHEST TO FIT
<b>XS</b>	Extra Small	31"-34"
<b>S</b>	Small	34"-37"
<b>M</b>	Medium	38"-41"
<b>L</b>	Large	42"-45"
<b>XL</b>	Extra Large	46"-49"
<b>2XL</b>	Double Extra Large	50"-53"
<b>3XL</b>	Triple Extra Large	54"-57"
<b>4XL</b>	Quadruple Extra Large	58"-61"

## UNISEX BOTTOMS

		WOMEN'S	MEN'S
<b>XS</b>	Extra Small	25"-27"	28"-30"
<b>S</b>	Small	27"-29"	30"-32"
<b>M</b>	Medium	29"-31"	32"-34"
<b>L</b>	Large	31"-33"	34"-36"
<b>XL</b>	Extra Large	33"-35"	36"-38"
<b>2XL</b>	Double Extra Large	35"-37"	38"-40"

## YOUTH

		FITS SIZES
<b>YS</b>	Youth Small	6-8
<b>YM</b>	Youth Medium	10-12
<b>YL</b>	Youth Large	14-16
<b>YXL</b>	Youth Extra Large	18-20

## WOMEN'S JERSEY

		FITS SIZES
<b>S</b>	Small	2-4
<b>M</b>	Medium	6-8
<b>L</b>	Large	8-10
<b>XL</b>	Extra Large	10-14
<b>2XL</b>	Double Extra Large	14-18

## WOMEN'S RELAXED

		FITS SIZES
<b>S</b>	Small	2-6
<b>M</b>	Medium	6-10
<b>L</b>	Large	10-14
<b>XL</b>	Extra Large	14-18
<b>2XL</b>	Double Extra Large	18-22

## WOMEN'S SLOUCHY

		FITS SIZES
<b>S</b>	Small	2-4
<b>M</b>	Medium	6-10
<b>L</b>	Large	10-14
<b>XL</b>	Extra Large	14-18
<b>2XL</b>	Double Extra Large	18-20

## WOMEN'S FLOWY

		FITS SIZES
<b>XS</b>	Extra Small	0-2
<b>S</b>	Small	2-4
<b>M</b>	Medium	6-10
<b>L</b>	Large	10-14
<b>XL</b>	Extra Large	14-18
<b>2XL</b>	Double Extra Large	18-20

# FABRICATIONS

---

**AIRLUME JERSEY** 100% Airlume combed and ring-spun cotton, 32 single, 4.2 oz/yd<sup>2</sup>, 142 g/m<sup>2</sup>.

---

**HEATHER CVC** 52% Airlume combed and ring-spun cotton, 48% polyester, 32 single, 4.2 oz/yd<sup>2</sup>, 142 g/m<sup>2</sup>.

---

**TRIBLEND** 50% polyester, 25% Airlume combed and ring-spun cotton, 25% rayon, 40 single, 3.8 oz/yd<sup>2</sup>, 128 g/m<sup>2</sup> (Pertains to triblend jersey. Triblend jackets and cardigans and fleece contain different fabrications).

---

**FLOWY** 65% polyester and 35% viscose, 32 single, 3.7 oz/yd<sup>2</sup>, 125 g/m<sup>2</sup>.

---

## FASHION FLEECE

**POLY-COTTON SPONGE FLEECE** 52% Airlume combed and ring-spun cotton, 48% polyester fleece, 32 single, 6.5 oz/yd<sup>2</sup>, 220 g/m<sup>2</sup>.

**MARBLE FLEECE** 85% Airlume combed and ring-spun cotton, 15% polyester, 32 single, 6.5 oz/yd<sup>2</sup>, 220 g/m<sup>2</sup>.

**TRIBLEND SPONGE FLEECE** 50% polyester, 25% Airlume combed and ring-spun cotton, 25% rayon, 32 single, 8.2 oz/yd<sup>2</sup>, 136 g/m<sup>2</sup>.

---

## SIGNATURE TEXTURES

**MARBLE** **Women's Tees:** 91% polyester, 9% Airlume combed and ring-spun cotton, 40 single, 3.5 oz/yd<sup>2</sup>, 119 g/m<sup>2</sup>.

**Unisex Tees:** 91% polyester, 9% Airlume combed and ring-spun cotton, 32 single, 4.0 oz/yd<sup>2</sup>, 136 g/m<sup>2</sup>.

**SLUB** 50% polyester, 37.5% Airlume combed and ring-spun cotton 12.5% rayon, 32 single, 4.0 oz/yd<sup>2</sup>, 136g/m<sup>2</sup>.

BC6400  
WHITE



# BE DIFFERENT

AIRLUME JERSEY | NO SWEATSHOPS | WRAP CERTIFIED | RETAIL QUALITY

